



HEALTH CENTER CLINIQUE LÉMANA

SWITZERLAND
Since 1952



Cellvital®

World exclusive Cellvital® therapy



HEALTH CENTER
CLINIQUE LÉMANA


SWITZERLAND
Since 1952

Cellvital®

**The purpose of cell therapy
is to introduce cells into the body that will grow
and replace damaged tissue.**


Cell therapy differs from conventional stem cell therapy in that the cells injected into the body in cell therapy are already differentiated (e.g., muscle cells, gland cells), whereas conventional stem cell therapy utilizes undifferentiated, usually embryonic cells. Cell therapy has long been used by alternative medicine practitioners who have claimed great benefits.

Brief Cell Therapy History



Dr. Alfred Pfister
(1910-1990)
Inventor of the Cell
Therapy conservation

The biggest problem of the cell therapy is to keep the cell live in same condition before injecting to the body. Whether they were freeze-dried (lyophilised) or frozen, cells continued to lose efficacy. This problem was fixed by Dr. Alfred Pfister.



Dr. Paul Niehans
(1882-1971)
Inventor of the
Cell Therapy

Dr. med. Alfred Pfister (1910-1990), Swiss doctor and former student of Prof. Paul Niehans, later workmate.

In 1955, Dr. Pfister developed and patented a conservation **CellVital® Method** that slowed down the deterioration process of cells and allow to control cells after removal. Thanks to this discovery, cells could be efficiently preserved and continue to “breathe”, while maintaining all their vital force.

Tests carried out at the **Battelle de Genève Centre for Research by Professor Warburg, Nobel Prize for Medicine**, also served to confirm the effectiveness of this method.

Dr. Pfister used this method for cell therapy **since 1955** in the medical setting of his **Health Center Clinique Lémana in Montreux**, that is since 1985 owned and managed by his daughter baroness Denise de Loë-Pfister.

Cell therapy was developed in 1931 by Swiss doctor Paul Niehans, involves harvesting fresh cells from cow or sheep embryo and injecting them directly (intramuscular) into the person’s buttocks.

Since 1932 **at his Clinique La Prairie in Montreux**, Switzerland, Dr. Niehans and Dr. Pfister went on to administer live cell injections to thousands and thousands of patients, including many of the

crowned heads, presidents, Pope Pius XII, and several Hollywood stars, like Charles Chaplin, Robert Cummings, Juana Crawford, Charles de Gaulle, Dwight and Marnie Eisenhower, Winston Churchill, Charles Boyer, Bernardo Baruch, Windsor’s Duke and Duchess , Kennedy de Joseph and many others.

Clinique Lémana is only one worldwide clinic that offer the cell therapy with cell preservation (CellVital®).

THE ANTI-AGING SECRETS OF THE RICH AND
THE FAMOUS
- CELL THERAPY



HEALTH CENTER
CLINIQUE LÉMANA

SWITZERLAND
Since 1952


CellVital®



King Abdullah
of Saudi Arabia




Imelda Marcos



Nelson Mandela



William Maugham



SOPHIA
LOREN



Emperor Hirohito




Jawaharlal Nehru



Greta Garbo



Marlene Dietrich



Pablo Picasso



Pope Pius XII

Cell Therapy

World's Famous

CELLVITAL®



It is with great pleasure that we invite you to explore the world of **Cellvital**® therapy with us and to make you aware of the importance of maintaining your Health Capital

Cellvital® therapy marks a significant stage in the development of natural and biological medicine. It is the exclusive specialty of the internationally renowned **Health Center Clinique Lémana**.

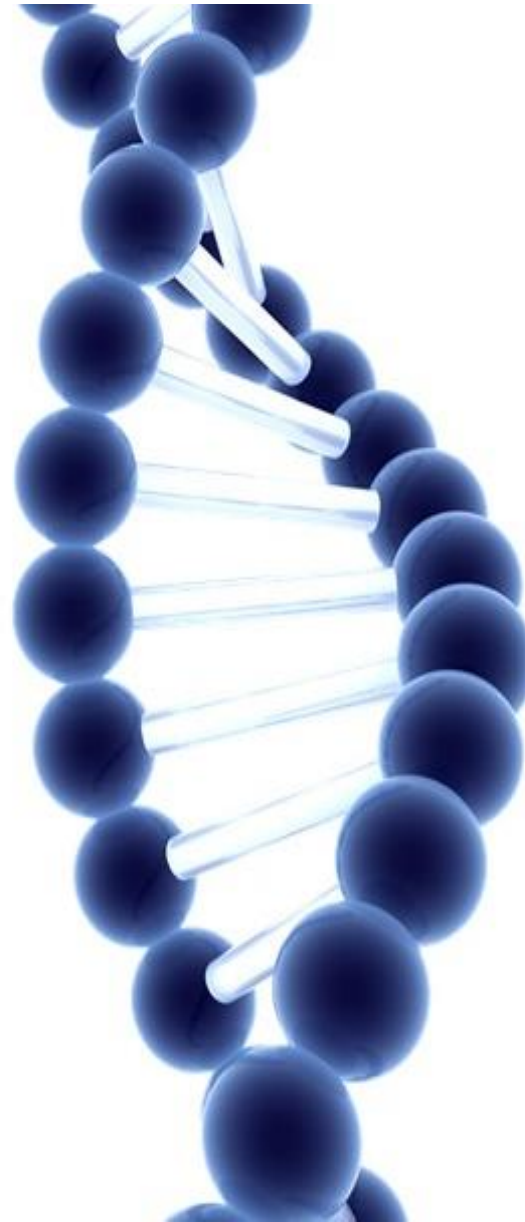

The swiss **Cellvital**® method is a regenerative treatment specifically adapted to your individual needs. It respects **Swissmedic** norms.



HEALTH CENTER
CLINIQUE LÉMANA
SWITZERLAND

Preserving your Health Capital

Since 1952



In the 1950s, Dr. med. Alfred Pfister (1910-1990) – founder of **Health Center Clinique Lemana**, firstly discover with his colleague that the extracts from animal foetal cells were the best vectors of cellular substances. In order to further refine cellular therapy, Dr. Pfister developed his own method in collaboration with the **Batelle Institute in Geneva**.

The research undertaken with the renowned international R&D organization culminated in the elaboration of a substance permitting cellular material to be stabilized and conserved, but above all enabling all of its active ingredients to be retained. It was the origin of what was to be called **Cellvital**, an original Swiss method and product. It also was real breakthrough on the medical level and an invention which was granted **international patent protection**.

CELLVITAL®



- It is a preventive and curative medicine
- It is personalized: Each patient receives a personalized treatment adapted to his general state of health and specific requirements
- Most appropriate cellular extracts are selected
- Meets all requested norms of security, respects **Swissmedic** norms
- It is a only one worldwide exclusivity of the Clinic

PRESERVE YOUR

YOUTH

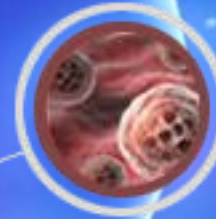
BRAIN
CELLS



HEART MUSCLE
CELLS



RED BLOOD
CELLS

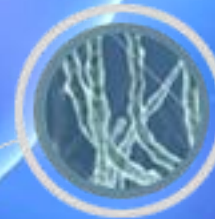


HEALTH

FAT
CELLS



NERVE
CELLS



BEAUTY

The benefits of Cellvital® therapy

Improves sub-health state,
supplement energy

Prevents from skin aging,
improves skin activeness

Prevents cells from aging,
Brain strengthening



Promotes sexual ability

Adjusts the endocrine
disorders

Protects cardiovascular health,
strengthen immune system

Cellvital® therapy revitalize and regenerate cells in 38 different organs in our body

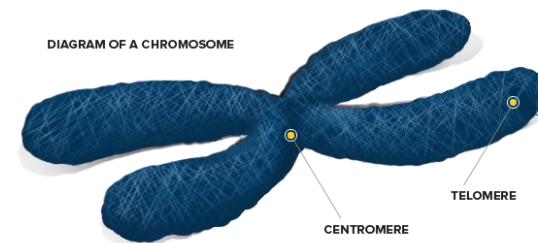
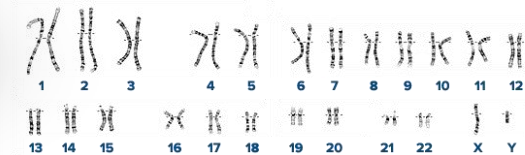
The advantages off Cellvital[®] therapy

Biological products and cell tissues are rapidly broken down by the action of different proteolytic enzymes that decompose the living material of cells, i.e. the proteins.



It is essential that the cells and tissues be conserved in order, firstly, to maintain the biological value of the proteins contained in cellular extracts over time and, secondly, to give the laboratory the time they need to conduct adequate tests and checks in order to avoid any possibility of the presence of infectious or toxic agents affecting the cellular extracts.

The method of conservation is known as the Cellvital[®] method.





Cellvital[®] therapy is indicated for:

General reduction in vitality

Physical and/or psychological fatigue

Lack of energy, depression

**Premature ageing of various organs and systems:
heart lungs, liver, kidneys, digestive system, blood circulation**

Decrease of the immune system

Osteoarthritis, Endocrine disorders

Problems related to the menopause

Sexual impotency

Chronic pains: migraines, headaches, neuralgia, back pain, sciatica

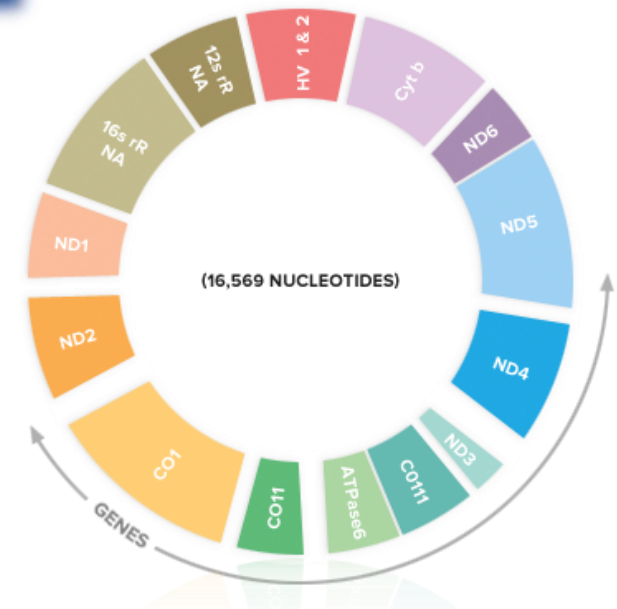

Arteriosclerosis of the cardiovascular system

How does Cellvital® therapy act on the human body ?

A complex process of stimulation and modulation occurs at a cellular level. The Cellvital® extracts act as a model for the production of new proteins and integrate their genome into the human genome.

This integration of two genomes allows descendants to be produced that are suitable for synthesizing polypeptide chain, which are **free of DNA transcription errors**.

These new proteins start a fresh multiplication cycle that is freed from all the damage accumulated during the passage of time or past illnesses.

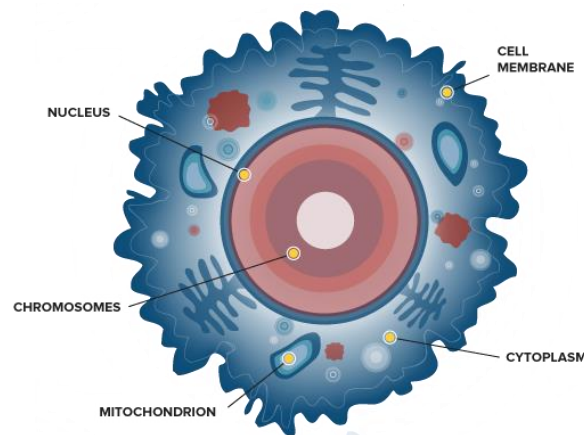


CELLVITAL®

Cellvital® therapy is produced in a laboratory,
approved by Swissmedic

Product guarantees

- Fulfils all requested norms of security, respects Swissmedic demands.
- Under strict scientific test.
- The exclusive clinic which provides the Cellvital® therapy in worldwide.
- Cellvital® therapy is granted international patent protection.
- Many thousands of patients from over 120 countries has be treated with Cellvital® therapy in over 60 years.

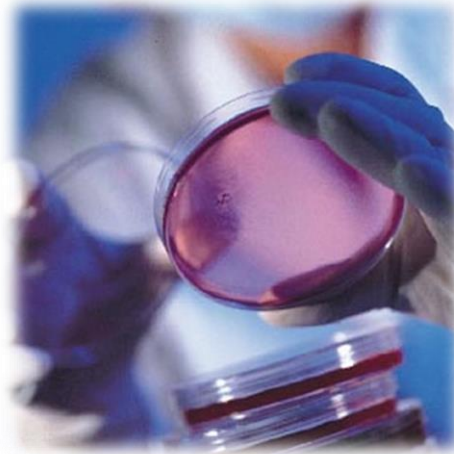


At what age can the therapy
be undertaken?

There is no age limit for Cellvital® therapy,
It's suitable for anybody over 25 years old,
depending on the actual physiological age
of each individual.

What contra-indications are there for Cellvital® therapy?

- Illnesses for which immunodepressive treatment is necessary.
- Infectious diseases.
- Auto-immune disorders.
- Pregnant women.



How long does it take for the effects of the therapy to be felt?

The effects of Cellvital® therapy can be felt progressively several weeks after the treatment. They last during several years depending on the physical condition and age of the person.

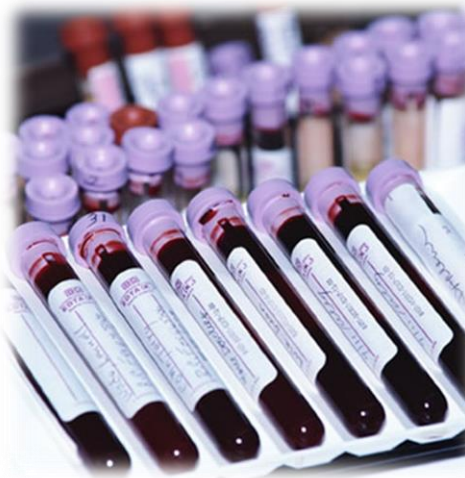


How often should the therapy be repeated?

Depending on health status and age of the patient it is recommended that a therapy be repeated every 2 to 3 years.

What is the dosage of the injection?

Based on over 60 years experience and proven laboratory experiments, we provide **6 intramuscular injections** for each treatment, the formula of each injection is formulated depending on the body condition and body check results.



How about the safety of the Cellvital® therapy?

Since the establishment, patients from over 120 countries have benefited from Cellvital® therapy and no any medical accidents or side effects have been reported.

How about the biological age correction after used the Cellvital® therapy?

CELLVITAL®

Total biological age correction after the Cellvital® therapy can be reach 6 or even more years.

37

after
Cellvital® therapy



after
Cellvital® therapy

40

Biological feeling age after Cellvital® therapy can be 37 year's old, or even lower.

E. g. Biological 40 year's old before Cellvital® therapy.

Biological feeling age after 3 years can be 40 year's old, or even lower.

1st DAY / ARRIVAL

Arrive at the Clinic on Sunday or Monday or Tuesday or Wednesday.

- Reception.
- Visit of the nurse in your room to present you with a full explanation of the program of your stay.



2nd DAY

Morning:

- Complete laboratory analysis.
- Consultation and clinical examination by the chief doctor.
- Electrocardiogram (ECG), Pulse Oximetry, BMI and Body-fat Index.
- Intra-cutaneous allergy test.

Afternoon:

- **Cellvital® treatment consisting of 6 intramuscular injections.**
- Regular checks by the nurse.
- Relaxation in your room for the rest of the day.



3rd DAY


- Control visit by the chief doctor.
- Individual nutritional analysis.
- Regular checks by the nurse.
- Remainder of the day at your free disposal for personal activities.



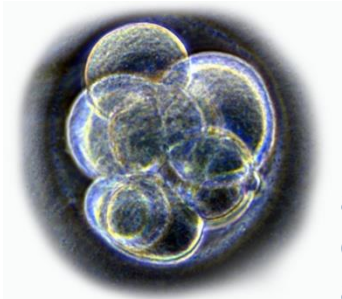
4th DAY

- Discharge visit by the chief doctor.
- Explanation of the check-up results and of the clinical examination.
- Analysis of your lifestyle and targeted personal recommendations.
- Handover of your personal file.
- Departure from the Clinic.

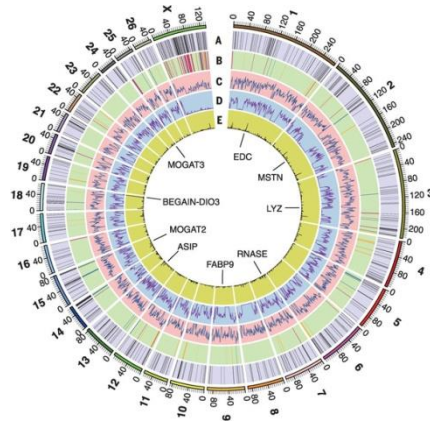
- Consult to our staff, discuss your favorite travel program.
- The program and quotation will be provide within 24 hours.
- Immune checks by doctor in Hong Kong.
- Fill in the medical questionnaire, we will pass to Clinique Lemana in Swiss.
- Clinique Lemana will analyze your condition any judge whether you're suitable for Cellvital® therapy or not.
- Double confirm the program and quotation, sign the contract.
- We will send you the purchase confirmation once receiving the full payment.
- We will prepare the relevant visa documents for you or send you the documents for those need to submit in person.
- We will send you back the passport, air ticket and other relevant documents, ready to depart.
- Our escort staff will bring you to the airport and pick you up on destination, our staff will accompany you during the medical program as well if wish until you flight back.



CELLVITAL®



active cellular extracts from animal fetuses



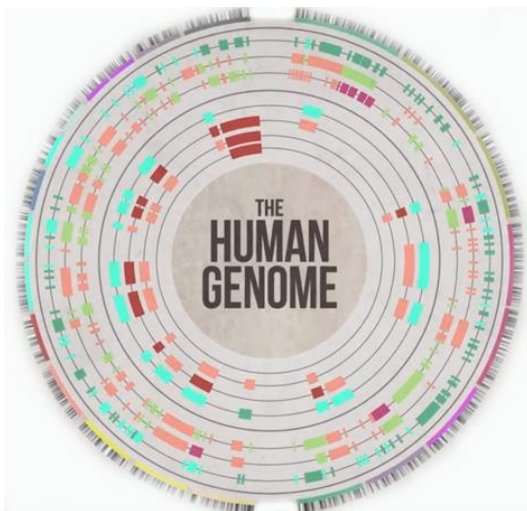
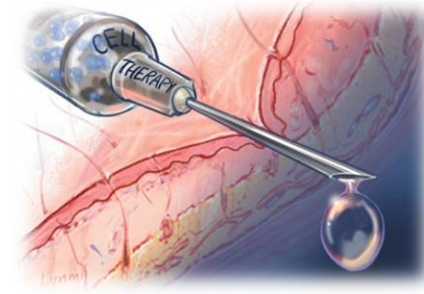
Animal genome free of DNA transcription errors.



stabilizing cellular liquid

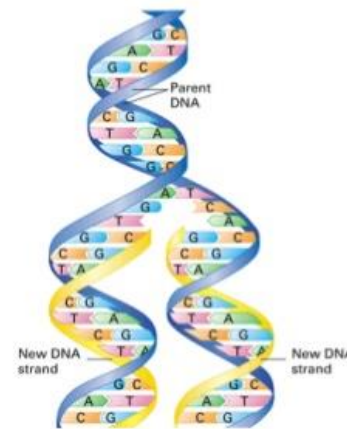


World wide only **one** unique patented know-how, produced in a laboratory, approved by Swissmedic.



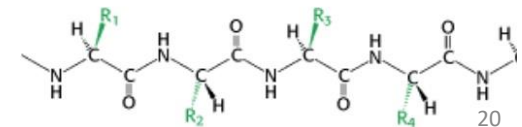
RESULT - Integration of HUMAN and animal genomes allows descendants to be produced that are suitable for synthesizing **polypeptide chains which are free of DNA transcription errors.**

DNA



Polypeptide chains

- consists of a regularly repeating part, called the *main chain* or *backbone*
- and a variable part, comprising the distinctive *side chains*



CELLVITAL®

What is cellular therapy ?

Cellular therapy is based on the ability of biologically active cellular extracts from animal fetuses to communicate genetic information to other cells of our organism that are biologically attenuated. These cells are thus stimulated to produce proteins that are biologically more active. This acts to revitalize and regenerate the human body. Cellular therapy offers the following advantages:

- Fetal cellular extracts are still little differentiated and are less antigenic, which means they are well tolerated by the human body.
- As they are in full biological vigor, fetal cellular extracts provide a beneficial stimulation that is felt throughout the body.
- The Cellvital extracts act as a model for the production of new proteins and integrate their genome into the human **genome**. This integration of two genomes allows descendants to be produced that are suitable for synthesizing **polypeptide chains** which are **free of DNA transcription errors**. These new proteins start a fresh multiplication cycle that is freed from all the damage accumulated during the passage of time or past illnesses.

Studies conducted in German universities using cellular extracts marked with **Radioisotopes** have proven that they migrate to the target organ. That is to say, extracts from the liver are found in the tired liver, extracts from the lungs are found in the affected lung and so on. We can now say with certainty that the material in the injected cellular extracts targets the organs concerned and increases their overall productivity. Nowadays, it is thought that administering cellular extracts revitalizes and regenerates the human body's tired organs by "reprogramming" their genetic material.

CELLVITAL®

The Cellvital® method

In order to increase the safety and perfect cellular therapy, Dr. A. Pfister developed the Cellvital® method, distinguishing it from all other forms of cellular therapy.

Biological products and cell tissues are rapidly denatured by the action of different proteolytic enzymes that break down the living material of cells, i.e., proteins. It is essential that the cells and tissues be conserved in order, firstly, so as to maintain the biological value of the proteins contained in cellular extracts over time and, secondly, to give the laboratory the time they need to conduct adequate tests and checks in order to avoid all possibility of the presence of infectious or toxic agents affecting the cellular extracts. The method of conservation is known as the Cellvital® method.

The Cellvital® method is based on using a stabilizing liquid that is non-toxic, non-pyrogenic, sterile and measurable in which the different cellular extracts from animal fetal organs and tissues are diluted according to well-proven proportions. There is no freezing or freeze-drying (lyophilization). Thanks to our unique know-how, secondary effects are very rare and are usually limited to small, local reactions.

A thorough medical examination determines which organs are tired and require revitalizing. The patient can then be given all the cellular extracts that their body requires. Each organ is treated with cellular extracts from the corresponding organ and not with extracts from a single unique organ. Cellvital® therapy is, therefore, personalized and targeted, and as a result, particularly more effective.



HEALTH CENTER
CLINIQUE LÉMANA

SWITZERLAND
Since 1952



Stress ?

Burn-out ?

Cellvital®



Christoph Walenda